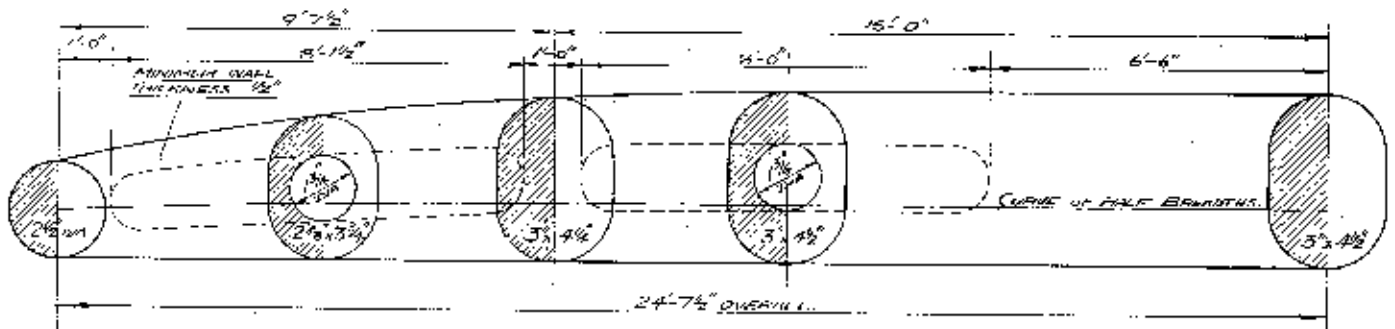
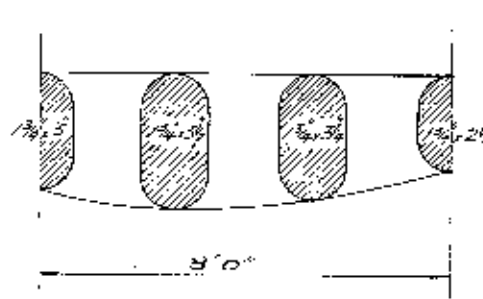


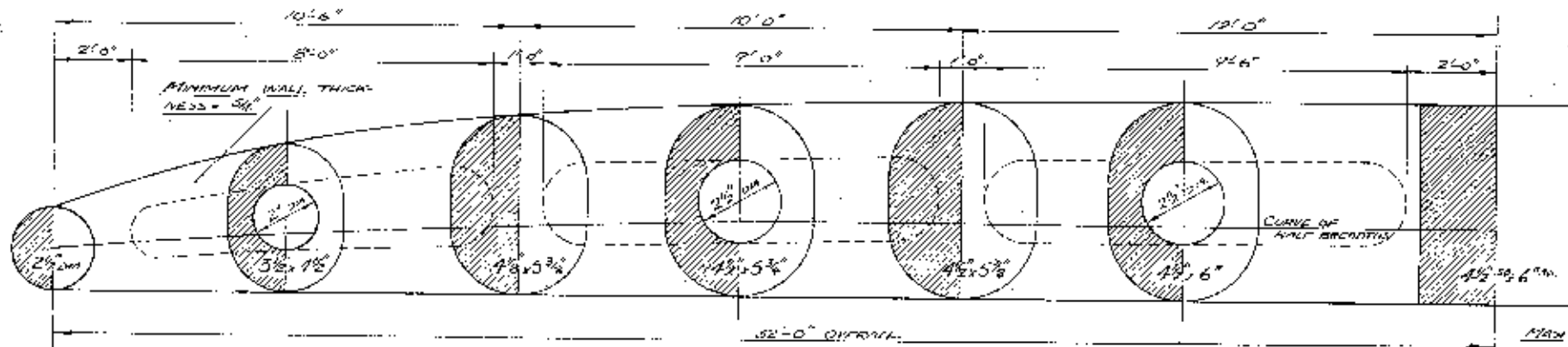
No. of	ITEM	STANDING RIGGING		MATERIAL	SCREWS		FOR	ETC.	
		TOP	BOTTOM		NO. PER SP. TRACK	TYPE			
4	LOWER SHROUDS			PLOUGH	1/8"	4	1/16"	NO. 1500 JEWELS	MAIN MAST
2	MAIN SPAN			"	1/8"	2	1/8"	"	"
2	CAP SPAN			"	1"	2	3/8"	"	"
2	UPPER SPAN			"	1/8"	-	-	"	"
1	FORE STAY			"	1/8"	-	-	"	"
1	MASTHEAD STAY			"	3/4"	1	3/8"	NO. 1500 JEWELS	"
1	PREVENTOR			"	5/16"	2	1/16"	"	1/2" LONGER DOUBLE 1/2" DOUBLE
2	RUNNER SPANS			"	1/8"	-	-	"	SEE REMARKS (SCALE - 1/8" PER INCH)
1	TOPPING LIFT			"	1/2"	-	-	"	STANDING LENGTH TO BE SLACK, WITH SAIL SET
1	FORESTAY TACK			FLEX	1/8"	1	1/16"	NO. 1500 JEWELS	1 END MUST FITTING (LAWSON TYPE)
2	TOPMAST SHROUD			PLOUGH	1/2"	2	1/16"	"	MIZZEN MAST
4	LOWER SHROUD			"	3/8"	4	1/16"	"	"
1	JUMPER SPAN			"	1/2"	-	-	"	"
1	TOPPING LIFT			"	3/8"	-	-	"	STANDING LENGTH TO BE SLACK, WITH SAIL SET

No. of	ITEM	RUNNING RIGGING	WIRE	BLOCKS		ROPE	ETC.
				NO.	SIZE		
1	MAIN HALYARD		FLEX	3/8"	1	3/8" SW. EYE 3/8" SW. EYE	NO. 1500 JEWELS NO. 1500 JEWELS
1	MIZZEN HALYARD		"	1/2"	1	1/2" SW. EYE	NO. 1500 JEWELS
2	STAYSAIL HALYARD		"	3/8"	2	3/8" SW. EYE AND 3/8" SW. EYE	NO. 1500 JEWELS
2	STAYSAIL PURCHASE		"	2	3"	WOODEN	NO. 1500 JEWELS
2	RUNNER TACKLE		FLEX	1/2"	2	3"	NO. 1500 JEWELS
1	MAIN SHEET		"	5	3"	SPRUE EYE	NO. 1500 JEWELS
1	MIZZEN SHEET		"	1	2 1/2"	SPRUE EYE	NO. 1500 JEWELS
2	STAYSAIL SHEET		FLEX	1/2"	-	-	NO. 1500 JEWELS
1	REEFFING TACKLE		"	1	3"	NO. 1500 JEWELS	NO. 1500 JEWELS
2	REEFFING PENNANTS		"	-	-	-	NO. 1500 JEWELS
1	OUTBOARD		FLEX	3/8"	1	3/8" SW. EYE AND 3/8" SW. EYE	NO. 1500 JEWELS



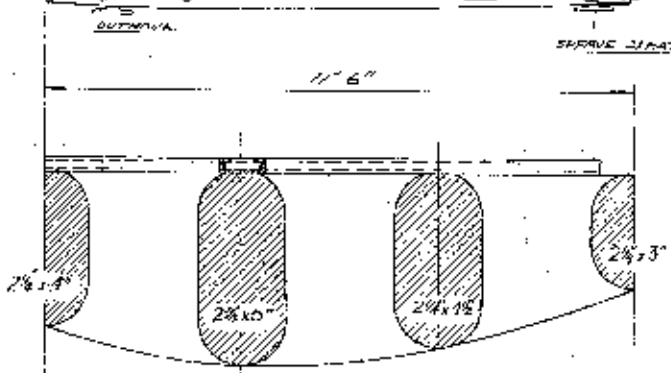
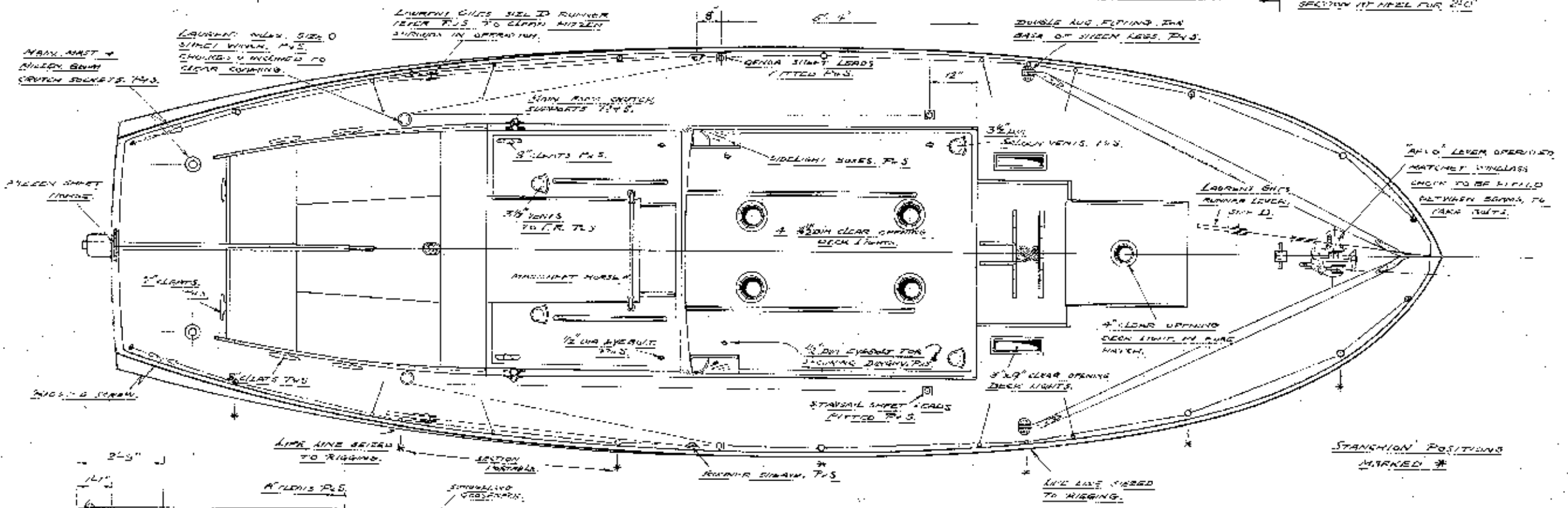
DETAIL OF MIZZEN MAST

DETAIL OF MIZZEN BOOM



LONGITUDINAL JENSES 1/2" = 1'0"

DETAIL OF MAIN MAST



DETAIL OF MAIN BOOM
LONGITUDINAL SCALE 1/2" = 1'0"
TRANSVERSE SCALE 3/8" = 1"

TABLE OF SAILS - ALL SAILS FULLY PROOFED -

SAIL	LUFF FOOT	LEACH LEAD	MATERIAL	ETC.
MAINSAIL	28'-6"	11'-0"	29'-4"	160# 1/10 EGYPTIAN
STAYSAIL	20'-0"	11'-8"	17'-3"	66# NO. 9
GENDA	24'-9"	12'-8"	28'-8"	178# NO. 7
MIZZEN	17'-6"	7'-4"	18'-6"	64# 1/10

SPAR, RIGGING, AND DECK PLAN

" PETER DUCK "

DRAWING NO. 9145

LAURENT GILES AND PARTNERS
NAVAL ARCHITECTS
LYMINGTON, ENGLAND
26-3-46